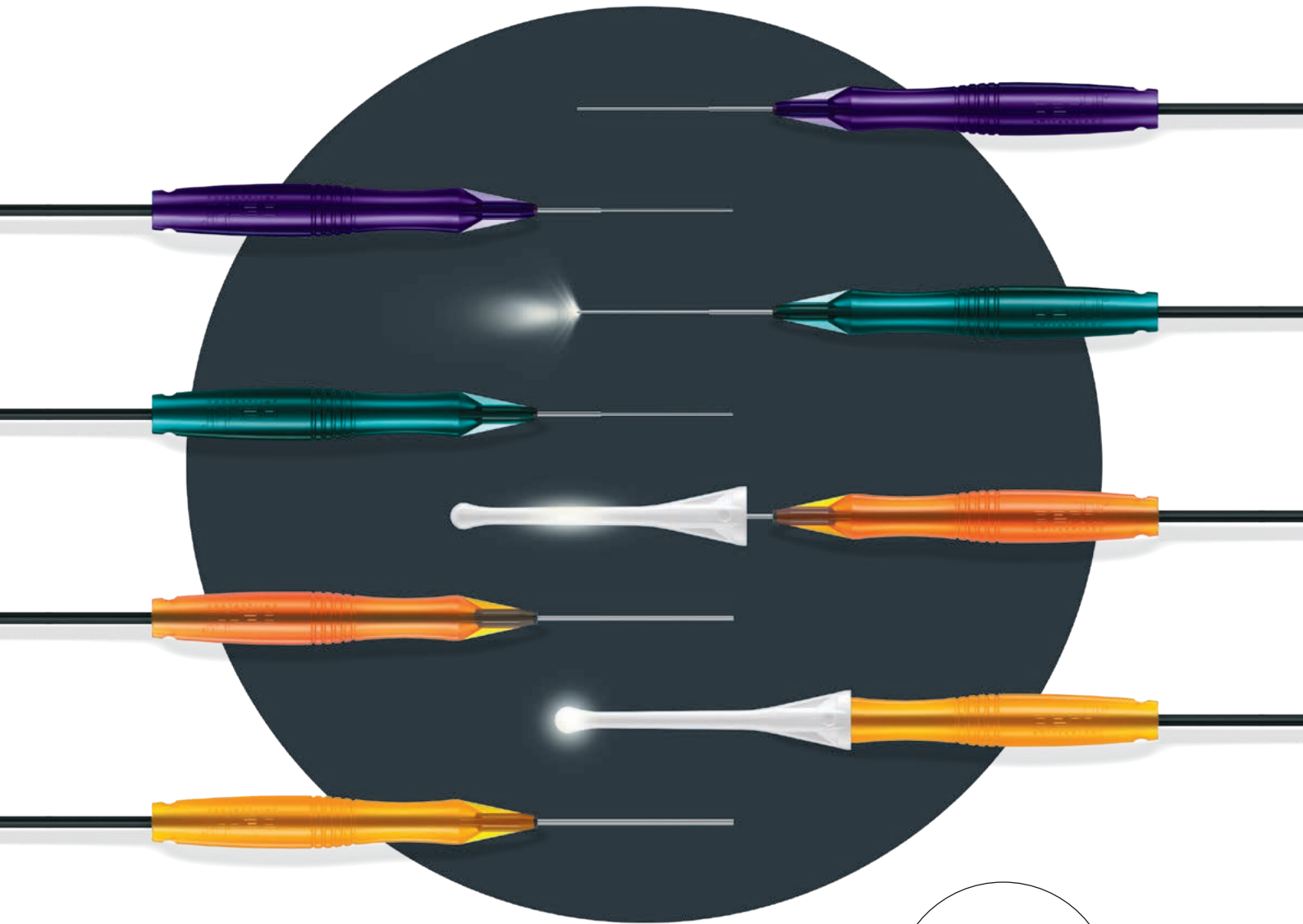



Transscleral & intraocular illumination

MAKING THE DIFFERENCE WITH THE NEW VIPER SCLERAL INDENTOR




NEW
Patent pending

Endo Illuminators

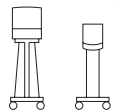


Features and benefits

- High light output
- Enhanced stiffness of 25 G light instruments for better manipulation
- Panoramic tip for wide field illumination
- Shielded design to avoid glare
- Comfortable and sterile connection with Oertli comfort-connector
- Color coded by gauge size



Endo Illuminator 90°



**Endo Illuminator 90°,
with ViPer scleral indenter,
comfort-connector**

VV300101

⊗ ● 20G

**Endo Illuminator 90°,
with ViPer scleral indenter,
comfort-connector**

VV300103

⊗ ● 23G

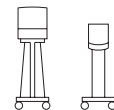
**Endo Illuminator 90°,
with ViPer scleral indenter,
comfort-connector**

VV300105

⊗ ● 25G



Endo Illuminator
Panorama,
shielded



**Endo Illuminator Panorama, shielded,
with ViPer scleral indenter,
comfort-connector**

VV300191

⊗ ● 20G

**Endo Illuminator Panorama, shielded,
with ViPer scleral indenter,
comfort-connector**

VV300194

⊗ ● 23G

**Endo Illuminator Panorama, shielded,
with ViPer scleral indenter,
comfort-connector**

VV300195

⊗ ● 25G

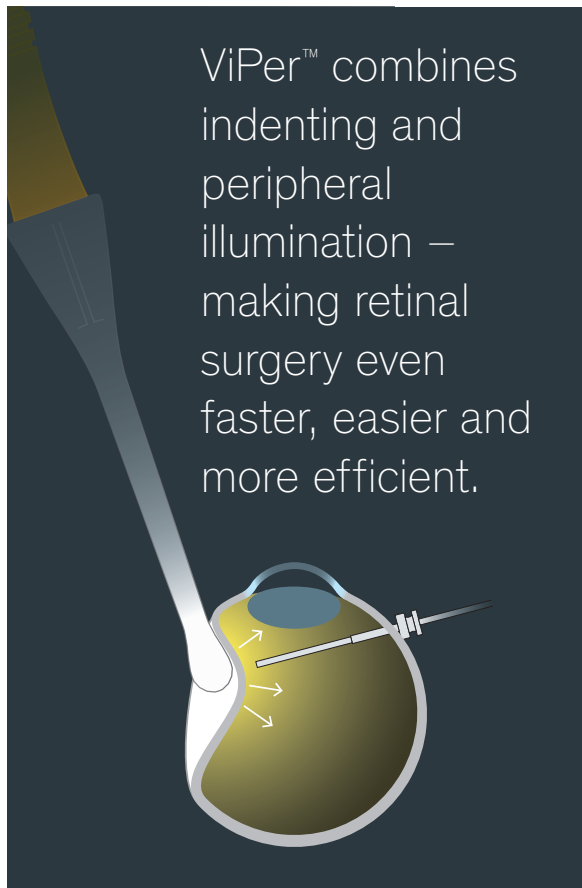
**Endo Illuminator Widefield, shielded,
with ViPer scleral indenter,
comfort-connector**

VV300197

⊗ ● 27G

All articles are delivered sterile, single use, box of 10 and are also available in various vitrectomy packs

Indenting and illumination in one go: ViPer™ – Illuminated Scleral Indentor



Visible Periphery

ViPer simplifies work in the periphery significantly. Quickly and easily attached to the endo illuminator, ViPer ensures simultaneous indenting and transscleral illumination during interventions in the posterior eye segment.

Features and Benefits

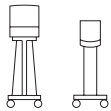
- Simultaneous indenting and illumination allows for autonomous work
- Improved view of the retinal periphery
- Glare-free work without backscattered light thanks to semi-transparent material
- Consistent illumination of the indented tissue
- Closed geometry for safe multiple use during the same surgery
- Easy application due to symmetrical 360° shape of the finely rounded tip
- Excellent mobility on the eyeball due to smooth material surface
- Sufficient space between eye speculum and bulb wall due to thin shaft
- No formation of wrinkles, thus no risk of injury to the conjunctiva
- Suitable for all new Oertli endo illuminators with square profile




Chandelier Illumination

Features and Benefits

- Extrawide and homogeneous illumination
- Accurate positioning with bendable loop of the fiber
- Reliable snap-lock into all Oertli Caliburn trocars
- Postoperative tight incision
- Compatible to Oertli Caliburn 23 G and 25 G trocars
- Precise and comfortable connector to Oertli surgery platforms



Chandelier light with trocar,   25 G
comfort connector
VV300152

All articles are delivered sterile, single use, box of 10



oertli[®]
S W I T Z E R L A N D

Oertli Instrumente AG

Hafnerwisenstrasse 4
9442 Berneck
Switzerland

T +41 71 747 42 00
F +41 71 747 42 90

www.oertli-instruments.com

Oertli[®] and the Oertli logo are registered trademarks of Oertli Instrumente AG.
ViPer[™], Caliburn[™] and GoodLight LED[™] are trademarks of Oertli Instrumente AG.

Not available for sales in the US